



Creswell Grove Crescent, Worcester, WR8 0PP

£450,000

- Spacious 3-bed detached home in picturesque setting -

Nestled just outside Upton-upon-Severn, this charming property offers a perfect blend of space, light, and tranquility.

The property boasts 3 generous bedrooms, bright, airy rooms throughout, and a spacious interior with plenty of storage. The large, secluded garden plot is perfect for outdoor enthusiasts.

Ideal as a family home or relaxing retreat, it's perfectly placed to enjoy Upton's charming village shops, cafes, and riverside walks. Pop into the local pub for a Sunday roast, grab a coffee in the village, or stroll along the Severn's banks - this home's got it all nearby.

A lovely property in a lovely spot. Book a viewing today!

Entrance Porch

Tile flooring, double glazed window to front aspect, pendent ceiling light.

Entrance Hall

Carpet, two pendent ceiling lights, double panelled radiator, storage.

WC

Carpet, WC, wash hand basin, double glazed window to side aspect, pendent ceiling light.

Living Room 17'11 x 10'11 (5.46m x 3.33m)

Carpet, double glazed window to front aspect, pendent ceiling light, double panelled radiator, electric fire, single panelled radiator, patio door to conservatory, wall light.

Kitchen 9'11 x 9'10 (3.02m x 3.00m)

Vinyl flooring, range of eye level and ground level units, electric hob, single oven, wash hand basin, pendent ceiling light, double glazed window to rear aspect, space for: washing machine and dishwasher.

Dining Room 10'5 x 10' (3.18m x 3.05m)

Carpet, pendent ceiling light, single panelled radiator, double glazed window to rear aspect.

Conservatory 9'9 max x 9'4 max (2.97m max x 2.84m max)

Tile flooring, wall light, French door.

First Floor Landing

Carpet, smoke detector, double glazed window to side aspect, pendent ceiling light.

Bedroom One 17'11 x 10' 11 (5.46m x 3.05m 3.35m)

Carpet, double glazed windows to front and rear aspect, pendent ceiling light, single panelled radiator.

Bedroom Two 10'5 x 9'11 (3.18m x 3.02m)

Carpet, double glazed windows to rear aspect, pendent ceiling light, single panelled radiator.

Bedroom Three 9'11 x 9'11 (3.02m x 3.02m)

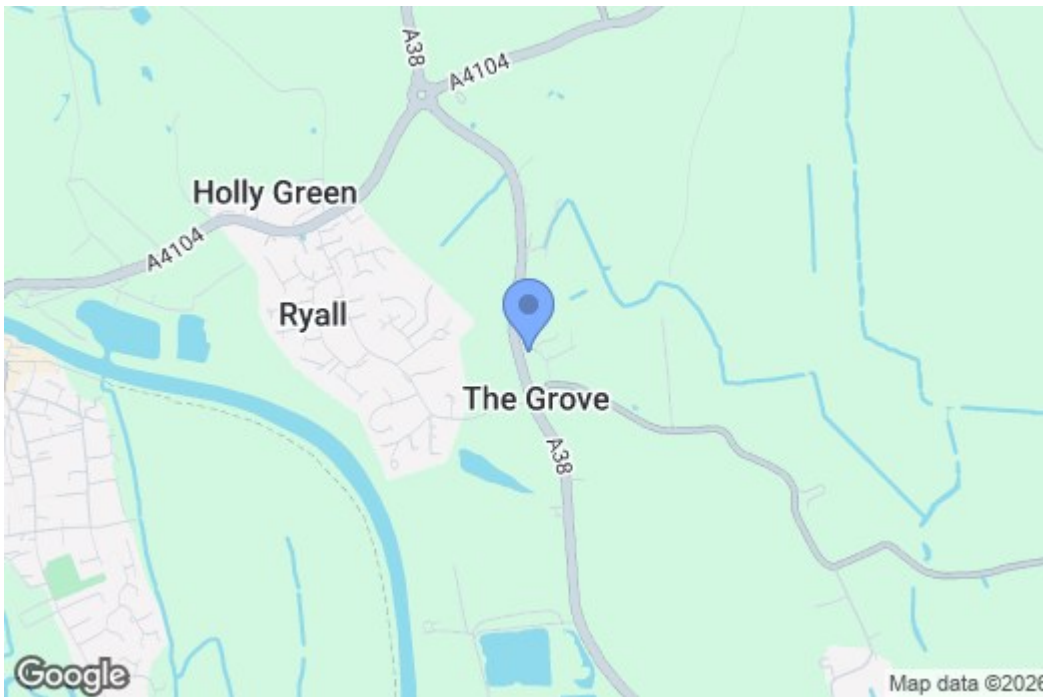
Carpet, double glazed windows to rear aspect, pendent ceiling light, single panelled radiator built-in storage.

Bathroom

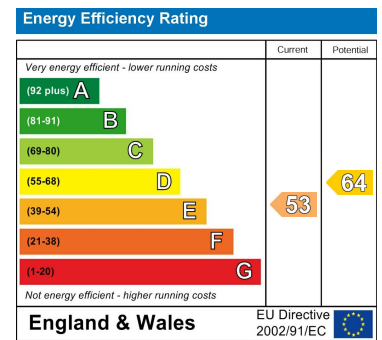
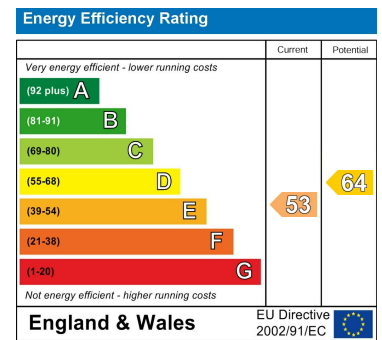
Carpet, wash hand basin, WC, walk-in shower, double glazed window to side aspect, pendent ceiling light, single panelled radiator, electric heater.

Floor Plan

Area Map



Energy Efficiency Graph



These particulars, whilst believed to be accurate are set out as a general outline only for guidance and do not constitute any part of an offer or contract. Intending purchasers should not rely on them as statements of representation of fact, but must satisfy themselves by inspection or otherwise as to their accuracy. No person in this firm's employment has the authority to make or give any representation or warranty in respect of the property.